



ELECTRICAL DESIGN GROUP

ELECTRICAL BUILDING SERVICES CONSULTANTS

P.O. Box 15, SHERWOOD Q. 4075

Phone: (07) 3278 4375 Fax: (07) 3716 0222

Web Site: www.edg.net.au Email: brisbane@edg.net.au

C3630a - JIMBOOMBA TAVERN

C3630a-0002(F).xls

ELECTRICAL EQUIPMENT SCHEDULE

REVISION F - 22 JANUARY 2026

THE LIGHT FITTING SUPPLIER CONTACT DETAILS MAY BE AVAILABLE ON THE EDG WEBSITE VIA THE FOLLOWING LINK
www.edg.net.au/Links/Lighting.htm

TYPE	LAMPS	DESCRIPTION	COLOUR / ACCESSORY	CATALOGUE No	REV
S1	10W/M 2700K LED	IP67 LED FLEX SCREW FIXED ONTO THE LEADING EDGE OF THE EXTERNAL WALL AS PER THE ARCHITECTURAL DETAIL. PROVIDE THE STRIP WITH REMOTE DALI DIMMABLE POWER SUPPLIES AS REQUIRED LOCATE THE POWER SUPPLIES IN A CONCEALED ACCESSIBLE POSITION NOTED ON THE AS CONSTRUCTED DOCUMENTS. CONFIRM THE BEND PLANE (TOP OR SIDE) ON SITE WITH THE ARCHITECT.	WHITE	RAPID LED R2321 OR R2322 - 2700K + POWER SUPPLY & DALI CONTROLLER	C
S2	14W/M 2700K LED	LED STRIP WITHIN A SCREW FIXED EXTRUSION FIXED BEHIND THE TV AS PER THE ARCHITECTURAL DETAIL. PROVIDE THE STRIP WITH REMOTE DALI DIMMABLE POWER SUPPLIES AS REQUIRED LOCATE THE POWER SUPPLIES IN A CONCEALED ACCESSIBLE POSITION NOTED ON THE AS CONSTRUCTED DOCUMENTS.	WHITE	RAPID LED R2334 2700K PLUS R2381 ALUMINIUM EXTRUSION OPAL DIFFUSER AND POWER SUPPLY & DALI CONTROLLER	E
S3	NO LONGER REQUIRED				D
S4	14.4W/M 2700K LED	LED STRIP WITHIN A SCREW FIXED EXTRUSION INTO THE REAR BAR JOINERY C/W DIFFUSER AS PER THE ELEVATION. MOUNT AS PER THE ARCHITECTURAL DETAIL. PROVIDE THE STRIP WITH REMOTE DALI DIMMABLE POWER SUPPLIES AS REQUIRED LOCATE THE POWER SUPPLIES IN A CONCEALED ACCESSIBLE POSITION NOTED ON THE AS CONSTRUCTED DOCUMENTS.	NATURAL	RAPID LED R2334 2700K PLUS R2381 ALUMINIUM EXTRUSION OPAL DIFFUSER AND POWER SUPPLY & DALI CONTROLLER	E
S5	14.4W/M 2700K LED	LED STRIP WITHIN A SCREW FIXED EXTRUSION C/W DIFFUSER MOUNTED WITHIN THE COUNTER PELMENT AS PER THE ARCHITECTURAL DETAIL. PROVIDE THE STRIP WITH REMOTE DALI DIMMABLE POWER SUPPLIES AS REQUIRED LOCATE THE POWER SUPPLIES IN A CONCEALED ACCESSIBLE POSITION NOTED ON THE AS CONSTRUCTED DOCUMENTS.	NATURAL	RAPID LED R2334 2700K PLUS R2381 ALUMINIUM EXTRUSION OPAL DIFFUSER AND POWER SUPPLY & DALI CONTROLLER	E
S6	14.4W/M 2700K LED	LED STRIP WITHIN A SCREW FIXED EXTRUSION C/W DIFFUSER MOUNTED WITHIN THE COUNTER BULKHEAD AS PER THE ARCHITECTURAL DETAIL. REFER TO THE ELEVATION FOR THE NUMBER OF RUNS AND EXTENT. PROVIDE THE STRIP WITH REMOTE DALI DIMMABLE POWER SUPPLIES AS REQUIRED LOCATE THE POWER SUPPLIES IN A CONCEALED ACCESSIBLE POSITION NOTED ON THE AS CONSTRUCTED DOCUMENTS.	NATURAL	RAPID LED R2334 2700K PLUS R2381 ALUMINIUM EXTRUSION OPAL DIFFUSER AND POWER SUPPLY & DALI CONTROLLER	E



ELECTRICAL DESIGN GROUP

ELECTRICAL BUILDING SERVICES CONSULTANTS

P.O. Box 15, SHERWOOD Q. 4075

Phone: (07) 3278 4375 Fax: (07) 3716 0222

Web Site: www.edg.net.au Email: brisbane@edg.net.au

C3630a - JIMBOOMBA TAVERN

C3630a-0002(F).xls

ELECTRICAL EQUIPMENT SCHEDULE

REVISION F - 22 JANUARY 2026

THE LIGHT FITTING SUPPLIER CONTACT DETAILS MAY BE AVAILABLE ON THE EDG WEBSITE VIA THE FOLLOWING LINK
www.edg.net.au/Links/Lighting.htm

TYPE	LAMPS	DESCRIPTION	COLOUR / ACCESSORY	CATALOGUE No	REV
S7	10W/M 2700K LED	IP67 LED FLEX SCREW FIXED ONTO THE FRONT FACE OF THE GARDEN WALL. PROVIDE THE STRIP WITH REMOTE DALI DIMMABLE POWER SUPPLIES AS REQUIRED LOCATE THE POWER SUPPLIES IN A CONCEALED ACCESSIBLE POSITION NOTED ON THE AS CONSTRUCTED DOCUMENTS. CONFIRM THE BEND PLANE (TOP OR SIDE) ON SITE WITH THE ARCHITECT.	WHITE	RAPID LED R2321 OR R2322 - 2700K + POWER SUPPLY & DALI CONTROLLER	C
S8	10W/M 3000K LED	IP67 LED FLEX SCREW FIXED UNDER THE BAR COUNTER TO PROVIDE TASK LIGHTING AS PER THE ARCHITECTURAL DETAIL. PROVIDE THE STRIP WITH REMOTE DALI DIMMABLE POWER SUPPLIES AS REQUIRED LOCATE THE POWER SUPPLIES IN A CONCEALED ACCESSIBLE POSITION NOTED ON THE AS CONSTRUCTED DOCUMENTS. CONFIRM THE BEND PLANE (TOP OR SIDE) ON SITE WITH THE ARCHITECT.	WHITE	RAPID LED R2321 OR R2322 - 2700K + POWER SUPPLY & DALI CONTROLLER	B
S9	10W/M 2700K LED	IP67 LED FLEX SCREW FIXED RECESSED INTO THE SEAT BACK AS PER THE ARCHITECTURAL DETAIL. PROVIDE THE STRIP WITH REMOTE DALI DIMMABLE POWER SUPPLIES AS REQUIRED LOCATE THE POWER SUPPLIES IN A CONCEALED ACCESSIBLE POSITION NOTED ON THE AS CONSTRUCTED DOCUMENTS. CONFIRM THE BEND PLANE (TOP OR SIDE) ON SITE WITH THE ARCHITECT.	WHITE	RAPID LED R2321 OR R2322 - 2700K + POWER SUPPLY & DALI CONTROLLER	C
S10	12W/M +/- 10% 2700K 24V LED	STEP TREAD EXTRUSION C/W IP65 LED STRIP AND DIFFUSER REMOTE DALI DIMMABLE DRIVER LOCATED IN A CONCEALED ACCESSIBLE POSITION. ENSURE THE DRIVER IS LOCATED ON THE AS CONSTRUCTED DRAWINGS.	ANODISED SILVER	SUPERLIGHT SL8488-00 + SL8488-12 + 24 V LED STRIP	C
S11	14.4W/M 2700K LED	LED STRIP WITHIN A SCREW FIXED EXTRUSION C/W DIFFUSER MOUNTED BEHIND THE MIRROR AS PER THE ARCHITECTURAL DETAIL. PROVIDE THE STRIP WITH REMOTE POWER SUPPLY LOCATED IN A CONCEALED ACCESSIBLE POSITION NOTED ON THE AS CONSTRUCTED DOCUMENTS.	NATURAL	RAPID LED R2334 2700K PLUS R2381 ALUMINIUM EXTRUSION OPAL DIFFUSER AND POWER SUPPLY & DALI CONTROLLER	E
S12	14.4W/M 2700K LED	LED STRIP WITHIN A SCREW FIXED EXTRUSION C/W DIFFUSER MOUNTED WITHIN THE TOP OF THE GAMING MACHINE JOINERY SCREEN AS PER THE ARCHITECTURAL DETAIL. PROVIDE THE STRIP WITH REMOTE POWER SUPPLY LOCATED IN A CONCEALED ACCESSIBLE POSITION NOTED ON THE AS CONSTRUCTED DOCUMENTS.	NATURAL	RAPID LED R2334 2700K PLUS R2381 ALUMINIUM EXTRUSION OPAL DIFFUSER AND POWER SUPPLY & DALI CONTROLLER	F



ELECTRICAL DESIGN GROUP

ELECTRICAL BUILDING SERVICES CONSULTANTS

P.O. Box 15, SHERWOOD Q. 4075

Phone: (07) 3278 4375 Fax: (07) 3716 0222

Web Site: www.edg.net.au Email: brisbane@edg.net.au

C3630a - JIMBOOMBA TAVERN

C3630a-0002(F).xls

ELECTRICAL EQUIPMENT SCHEDULE

REVISION F - 22 JANUARY 2026

THE LIGHT FITTING SUPPLIER CONTACT DETAILS MAY BE AVAILABLE ON THE EDG WEBSITE VIA THE FOLLOWING LINK
www.edg.net.au/Links/Lighting.htm

TYPE	LAMPS	DESCRIPTION	COLOUR / ACCESSORY	CATALOGUE No	REV
S13	14.4W/M 2700K LED	LED STRIP WITHIN A SCREW FIXED EXTRUSION C/W DIFFUSER MOUNTED WITHIN THE TOP OF THE GAMING MACHINE JOINERY SCREEN AS PER THE ARCHITECTURAL DETAIL. PROVIDE THE STRIP WITH REMOTE POWER SUPPLY LOCATED IN A CONCEALED ACCESSIBLE POSITION NOTED ON THE AS CONSTRUCTED DOCUMENTS.	NATURAL	RAPID LED R2334 2700K PLUS R2381 ALUMINIUM EXTRUSION OPAL DIFFUSER AND POWER SUPPLY & DALI CONTROLLER	F
S14	14.4W/M 2700K LED	LED STRIP WITHIN A SCREW FIXED EXTRUSION C/W DIFFUSER MOUNTED WITHIN THE CURTAIN PELMET TO ILLUMINATE THE CURTAIN AS PER THE ARCHITECTURAL DETAIL. PROVIDE THE STRIP WITH REMOTE POWER SUPPLY LOCATED IN A CONCEALED ACCESSIBLE POSITION NOTED ON THE AS CONSTRUCTED DOCUMENTS.	NATURAL	RAPID LED R2334 2700K PLUS R2381 ALUMINIUM EXTRUSION OPAL DIFFUSER AND POWER SUPPLY & DALI CONTROLLER	F
PD01	TRAILING EDGE DIMMABLE 240 VOLT 2200K E27 G125 LED 250 LUMENS +/- 10% 15,000 HOUR LIFE LAMP	600IA X 620 HIGH DECORATIVE PENDANT. CONFIRM THE SUSPENSION HEIGHT ONSITE WITH THE ARCHITECT	BLACK	LIGHTING COLLECTIVE IRON DOME	F
PD02	TRAILING EDGE DIMMABLE 240 VOLT 2200K E27 LED 250 LUMENS +/- 10% 15,000 HOUR LIFE LAMP	500DIA DECORATIVE PENDANT. CONFIRM THE SUSPENSION HEIGHT ONSITE WITH THE ARCHITECT	BLACK CORD	ABOUT SPACE SKYBALL PENDANT 500DIA	A
PD03	TRAILING EDGE DIMMABLE 240 VOLT 2200K E27 LED 250 LUMENS +/- 10% 15,000 HOUR LIFE LAMP	800DIA DECORATIVE PENDANT. CONFIRM THE SUSPENSION HEIGHT ONSITE WITH THE ARCHITECT	BLACK CORD	ABOUT SPACE SKYBALL PENDANT 800DIA	A
PD04	3 X TRAILING EDGE DIMMABLE 240 VOLT 2200K E27 LED 250 LUMENS +/- 10% 15,000 HOUR LIFE LAMPS	700DIA X 380 DECORATIVE PENDANT. CONFIRM THE SUSPENSION HEIGHT ONSITE WITH THE ARCHITECT	BLACK WITH GOLD INNER SHADE	DISCOUNT LIGHTING SAONA-3L BLACK	E
PD05	TRAILING EDGE DIMMABLE 240 VOLT 2200KB22 A60 LED 250 LUMENS +/- 10% 15,000 HOUR LIFE LAMP	400DIA X 230H DECORATIVE PENDANT. CONFIRM THE SUSPENSION HEIGHT ONSITE WITH THE ARCHITECT	BLACK CORD	FAT SHACK VINTAGE P799-RNDB-SML	A
PD06	3 X TRAILING EDGE DIMMABLE 240 VOLT 2200K 5W B22 A60 EXPOSED FILAMENT LED 20000 HOUR LIFE LAMP	DECORATIVE THREE LAMP POOL TABLE PENDANT. CONFIRM THE POSITION AND SUSPENSION HEIGHT ONSITE WITH THE ARCHITECT	BLACK	FAT SHACK VINTAGE P439-LRG-BLK	C



ELECTRICAL DESIGN GROUP

ELECTRICAL BUILDING SERVICES CONSULTANTS

P.O. Box 15, SHERWOOD Q. 4075

Phone: (07) 3278 4375 Fax: (07) 3716 0222

Web Site: www.edg.net.au Email: brisbane@edg.net.au

C3630a - JIMBOOMBA TAVERN

C3630a-0002(F).xls

ELECTRICAL EQUIPMENT SCHEDULE


REVISION F - 22 JANUARY 2026

THE LIGHT FITTING SUPPLIER CONTACT DETAILS MAY BE AVAILABLE ON THE EDG WEBSITE VIA THE FOLLOWING LINK
www.edg.net.au/Links/Lighting.htm

TYPE	LAMPS	DESCRIPTION	COLOUR / ACCESSORY	CATALOGUE No	REV
TL01	9W 2700K LED PER FITTING	SURFACE TRACK C/W FITTINGS AS INDICATED PROVIDE EACH TRACK WITH A REMOTE DALI DIMMABLE DRIVER LOCATED IN A CONCEALED ACCESSIBLE POSITION NOTED ON THE AS CONSTRUCTED DOCUMENTS.	BLACK	LUMEN 8 NIX 45 TRACK AND SOLIS SON145TK09930 FITTINGS DALI DIMMABLE	C
WLE	EXISTING DALI DIMMABLE WALL MOUNTED UPLIGHT TO BE RETAINED AND RESUPPLIED AS INDICATED				A
WL01	TRAILING EDGE DIMMABLE A60 240 VOLT 2700K 400LUMEN +/-10% E27 LED	DECORATIVE 305X115 WALL LIGHT MOUNTED AS PER THE ARCHITECTURAL DETAILS	BLACK CORD	FAT SHACK VINTAGE W1137-LNG-GLD-CLR	A
WL02	TRAILING EDGE DIMMABLE A60 240 VOLT 2700K 400LUMEN +/-10% E27 LED	DECORATIVE 120 X 320 WALL LIGHT MOUNTED AS PER THE ARCHITECTURAL DETAILS	GOLD BRASS	FAT SHACK VINTAGE FAT SHACK VINTAGE W696-GLD-OPL	B
WL03	TRAILING EDGE DIMMABLE A60 240 VOLT 2700K 400LUMEN +/-10% E27 LED	DECORATIVE 95 X 140 WALL LIGHT MOUNTED AS PER THE ARCHITECTURAL DETAILS	BRASS	FAT SHACK VINTAGE W761-BRS	A
WL04	TRAILING EDGE DIMMABLE 3W G45 240 VOLT 2700K E27 LED	DECORATIVE 200 DIA WALL LIGHT MOUNTED AS PER THE ARCHITECTURAL DETAILS	WHITE	ABOUT SPACE SKYBALL SURFACE WHITE 200DIA	C
WL05	28W 3000L LED	REPLACE THE THREE EXISTING BULKHEAD UPLIGHTS AND ADD TWO ADDITIONAL FITTINGS AS INDICATED. INTEGRAL DALI DIMMABLE DRIVERS	WHITE	GAMMA ILLUMINATION FREESTYLE 1243-3K-28W	F
WL10	26W 3000K LED	REPLACE THE EXISTING EXTERNAL FITTING WITH AN IP66 RATED UP/ DOWN LIGHT REMOTE DALI DIMMABLE DRIVER LOCATED IN A CONCEALED ACCESSIBLE POSITION NOTED ON THE AS CONSTRUCTED DOCUMENTS.	BLACK	GAMMA ILLUMINATION 1350-SP-3K-26W/DALI-07	C
WL11	TRAILING EDGE DIMMABLE GU10 240 VOLT 2700K 200 LUMEN +/-10% E27 LED	DECORATIVE 156X 139 WALL LIGHT MOUNTED AS PER THE ARCHITECTURAL DETAILS	BLACK	LIGHTING COLLECTIVE FNOR017WL-001	A
WL12	TRAILING EDGE DIMMABLE A60 240 VOLT 2700K 400LUMEN +/-10% E27 LED	DECORATIVE 250 X 260 WALL LIGHT MOUNTED AS PER THE ARCHITECTURAL DETAILS	BLACK	FAT SHACK VINTAGE W1033-ABRZ	A
RD01	12W 3000K LED	RECESSED DOWNLIGHT C/W 24 DEG BEAM REMOTE DALI DIMMABLE DRIVER	BLACK	RAPID R1077-WH-12W-WW-DALI BLACK	A

C3630a-0002(F).xls

Pages inc. any attach. 4 of 8



ELECTRICAL DESIGN GROUP

ELECTRICAL BUILDING SERVICES CONSULTANTS

P.O. Box 15, SHERWOOD Q. 4075

Phone: (07) 3278 4375 Fax: (07) 3716 0222

Web Site: www.edg.net.au Email: brisbane@edg.net.au

C3630a - JIMBOOMBA TAVERN

C3630a-0002(F).xls

ELECTRICAL EQUIPMENT SCHEDULE

REVISION F - 22 JANUARY 2026

THE LIGHT FITTING SUPPLIER CONTACT DETAILS MAY BE AVAILABLE ON THE EDG WEBSITE VIA THE FOLLOWING LINK
www.edg.net.au/Links/Lighting.htm

TYPE	LAMPS	DESCRIPTION	COLOUR / ACCESSORY	CATALOGUE No	REV
RD02	12W 3000K LED	RECESSED DOWNLIGHT C/W 24 DEG BEAM REMOTE DALI DIMMABLE DRIVER	WHITE	RAPID R1077-WH-12W-WW-DALI	A
RD03	12W 3000K LED	RECESSED DOWNLIGHT C/W 24 DEG BEAM REMOTE DALI DIMMABLE DRIVER	BLACK	RAPID R1077-WH-12W-WW-DALI BLACK	A
RD04	3W 3000K LED	RECESSED 40 DIA DOWNLIGHT C/W LOW GLARE 15 DEG BEAM AND REMOTE DRIVER CIRCUIT AND SWITCH WITH THE EXISTING ADJACENT AMENITY LIGHTS	WHITE	FITTING SELECTION BY CONTRACTOR	B
SL01	EXISTING SURFACE LIGHT TO BE REMOVED.				B
L1	EXISTING DALI DIMMABLE RECESSED DOWNLIGHT TO BE RETAINED AND RESUPPLIED AS INDICATED				A
L2	EXISTING DALI DIMMABLE PENDANT TO BE RETAINED AND RESUPPLIED AS INDICATED				A
G1	GAMING BASE KICK LED STRIP LIGHTS TO BE PROVIDED AS PART OF THE GAMING BASE AND CONNECTED BY THE GAMING ELECTRICIAN.				A
GL01	13W 3000K LED	IN GROUND UPLIGHT C/E REMOTE DALI DIMMABLE DRIVER LOCATED IN A CONCEALED ACCESSIBLE POSITION NOTED ON THE AS CONSTRUCTED DOCUMENTS.	BLACK	GAMMA ILLUMINATION 1069-FL-3K-13W/DIM-28	C
FS01	1W LED AT 500 CENTRES	FESTOON LIGHTS WITH NEW 24V DC IP65 FESTOON LIGHTING TO BE FIXED TO A 316 STAINLESS STEEL WIRE SUPPORT SYSTEM. SUPPLY THE NEW FESTOON LIGHTS VIA REMOTE DALI DIMMABLE DRIVERS IN A CONCEALED ACCESSIBLE POSITIONS NOTED ON THE AS CONSTRUCTED DOCUMENTS. CONFIRM THE LENGTH AND POSITION ON SITE ENSURE THE FESTOON LIGHTS ARE LOWER THAN THE ADJACENT CEILING FANS	BLACK CABLE AND FIXINGS 316 STAINLESS STEEL SUPPORT AND FIXINGS	FIRE FLY FFC-LS-50-24VE27-BK	A
POLE	PROVIDE A NEW 150 DIA PAINTED STEEL POLE C/W REINFORCED FOOTING TO SUPPORT THE FESTOON LIGHTING. CONFIRM THE POLE HEIGHT ON SITE WITH THE ARCHITECT. ALLOW A POLE UP TO 3M IN HEIGHT. REFER TO THE ARCHITECTURAL FINISHES SCHEDULE FOR DETAILS OF THE PAINT FINISH.				B
E1	LED	EMERGENCY LIGHT: RECESSED NON-MAINTAINED EMERGENCY LIGHT. AS2293 CLASSIFICATION C0-D40 - C90-D40.	WHITE	CLEVERTRONICS LLIFE	A
E2	LED	EMERGENCY LIGHT: RECESSED NON-MAINTAINED EMERGENCY LIGHT. AS2293 CLASSIFICATION C0-D40 - C90-D40.	BLACK	CLEVERTRONICS LLIFEBLK	A

C3630a-0002(F).xls

Pages inc. any attach. 5 of 8



ELECTRICAL DESIGN GROUP

ELECTRICAL BUILDING SERVICES CONSULTANTS

P.O. Box 15, SHERWOOD Q. 4075

Phone: (07) 3278 4375 Fax: (07) 3716 0222

Web Site: www.edg.net.au Email: brisbane@edg.net.au

C3630a - JIMBOOMBA TAVERN

C3630a-0002(F).xls

ELECTRICAL EQUIPMENT SCHEDULE


REVISION F - 22 JANUARY 2026

THE LIGHT FITTING SUPPLIER CONTACT DETAILS MAY BE AVAILABLE ON THE EDG WEBSITE VIA THE FOLLOWING LINK
www.edg.net.au/Links/Lighting.htm

TYPE	LAMPS	DESCRIPTION	COLOUR / ACCESSORY	CATALOGUE No	REV
E3	LED	EMERGENCY LIGHT: SURFACE MOUNTED NON-MAINTAINED EMERGENCY LIGHT. AS2293 CLASSIFICATION C0-D40 - C90-D40.	WHITE	CLEVERTRONICS LLIFESM	A
E4	LED	EXIT LIGHT: MAINTAINED 24M VIEWING DISTANCE EXIT LIGHT C/W DIFFUSERS & DIRECTIONAL ARROWS AS SHOWN. CEILING SURFACE MOUNT OR WALL MOUNT BETWEEN 2100mm & 2700mm AFFL IF THERE IS NO VERTICAL SURFACE TO MOUNT THE FITTING ON WITHIN THIS RANGE CONFIRM THE MOUNTING HEIGHT WITH THE ENGINEER. AS2293 CLASSIFICATION C0-D1.25- C90-D2	BLACK	CLEVERTRONICS LUBPRO-SM-BLK	A
EX	LED	EXIT LIGHT: MAINTAINED 24M VIEWING DISTANCE EXIT LIGHT C/W DIFFUSERS & DIRECTIONAL ARROWS AS SHOWN. CEILING SURFACE MOUNT OR WALL MOUNT BETWEEN 2100mm & 2700mm AFFL IF THERE IS NO VERTICAL SURFACE TO MOUNT THE FITTING ON WITHIN THIS RANGE CONFIRM THE MOUNTING HEIGHT WITH THE ENGINEER. AS2293 CLASSIFICATION C0-D1.25- C90-D2	BLACK	CLEVERTRONICS LUBPRO-SM-BLK	C
BL01	2200K LED	TREE BUD LIGHTS. ALLOW A PC SUM FOR THE SUPPLY AND INSTALLATION OF EACH BL FITTING.	BLACK	ALLOW A PC SUM OF \$15000.00 PLUS GST FOR THE SUPPLY AND INSTALLATION OF THE BL FITTING	B
HL01	100W IR LAMP	HEAT LAMP PENDANT TO BE PROVIDED WITH AN INDIVIDUAL SWITCH. CONFIRM THE SUSPENSION HEIGHT ON SITE WITH THE ARCHITECT.	ANTIQUE COPPER	HATCO DL-2100	A
CHANNEL x		CONTROL CHANNEL WITH A NUMERICAL REFERENCE. REFER TO THE POWER AND LIGHTING CONTROL SCHEMATIC / SCHEDULE			A
ONE-WAY LIGHT SWITCH		ONE-WAY LIGHT SWITCH C/W CIRCUIT IDENTIFICATION ON THE FACEPLATE BEHIND THE SURROUND MOUNTED AT 1000mm AFFL UNLESS NOTED OTHERWISE.	WHITE UNLESS NOTED AS BLACK (BK)	CLIPSAL C2000 SERIES FACEPLATE	A
LIGHTING CONTROL SWITCH PANEL (SPx)		6-BUTTON PROGRAMMABLE SWITCH PANEL C/W CENTRAL LCD DISPLAY MOUNTED AT 1000mm AFFL UNLESS NOTED OTHERWISE.	ALUMINIUM	DYNALITE ANTUMBRA DISPLAY	A
SINGLE POWER OUTLET		SINGLE POWER OUTLET C/W CIRCUIT IDENTIFICATION ON THE FACEPLATE BEHIND THE SURROUND MOUNT AT 300mm AFFL U.N.O. RATING 10A U.N.O.	WHITE UNLESS NOTED AS BLACK (BK)	CLIPSAL C2000 SERIES	A
DOUBLE POWER OUTLET		DOUBLE POWER OUTLET C/W CIRCUIT IDENTIFICATION ON THE FACEPLATE BEHIND THE SURROUND MOUNT AT 300mm AFFL U.N.O. RATING 10A U.N.O.	WHITE UNLESS NOTED AS BLACK (BK)	CLIPSAL C2000 SERIES	A

C3630a-0002(F).xls

Pages inc. any attach. 6 of 8



ELECTRICAL DESIGN GROUP

ELECTRICAL BUILDING SERVICES CONSULTANTS

P.O. Box 15, SHERWOOD Q. 4075

Phone: (07) 3278 4375 Fax: (07) 3716 0222

Web Site: www.edg.net.au Email: brisbane@edg.net.au

C3630a - JIMBOOMBA TAVERN


C3630a-0002(F).xls

ELECTRICAL EQUIPMENT SCHEDULE

REVISION F - 22 JANUARY 2026

THE LIGHT FITTING SUPPLIER CONTACT DETAILS MAY BE AVAILABLE ON THE EDG WEBSITE VIA THE FOLLOWING LINK
www.edg.net.au/Links/Lighting.htm

TYPE	LAMPS	DESCRIPTION	COLOUR / ACCESSORY	CATALOGUE No	REV
DOUBLE POWER OUTLET WITH USB		DOUBLE POWER OUTLET C/W USB A AND USB C CHARGER , CIRCUIT IDENTIFICATION ON THE FACEPLATE BEHIND THE SURROUND MOUNT AT 160 AFFL	WHITE	CLIPSAL C2000 SERIES	E
GAMING TAB OUTLET		GAMING / TAB OUTLETS PROVIDED BY THE GAMING ELECTRICIAN. REFER TO THE NOTES FOR ADDITIONAL DETAILS ON THE SCOPE.			A
SIGN CONNECTION		COORDINATE THE LOCATION AND CONNECTION WITH THE SIGN CONTRACTOR ENSURING THE CONNECTION ARE PROVIDED WITH APPROPRIATE WEATHER PROTECTION AND ARE CONCEALED FROM VIEW.			A
SINGLE-PHASE ISOLATOR		SINGLE-PHASE WEATHERPROOF ISOLATOR. MOUNT AT 1350mm AFFL U.N.O. RATING 20A U.N.O. CONNECT TO EQUIPMENT VIA FLEXIBLE CONDUIT.	-	CLIPSAL WHT20	A
THREE-PHASE ISOLATOR		THREE-PHASE WEATHERPROOF ISOLATOR. MOUNT AT 1350mm AFFL U.N.O. RATING 20A U.N.O. CONNECT TO EQUIPMENT VIA FLEXIBLE CONDUIT.	-	CLIPSAL WHT35	A
LED SCREEN AV CONNECTION (AV)		PROVIDE EACH AV LED SCREEN POWER SUPPLY CONNECTION AS FOUR OF 413s WITH SUFFICIENT CABLE TO ALLOW THEM TO BE CONNECTED AND PUSHED BACK INTO THE WALL. COORDINATE THE HEIGHT OF THE CONNECTIONS / 413s WITH THE LED SCREEN SUPPLIER.			A
FLOOR BOX TYPE 1 (FB1)		FLUSH RECESSED FLOOR BOX C/W INTEGRAL DOUBLE 10 AMP GPO	STAINLESS STEEL	ECD FB1SDR	A
DB-L		PROVIDE A NEW DISTRIBUTION BOARD DB-L AS PER THE DB-L SCHEDULE AND NOTES. PROVIDE A REMOVABLE HAT SECTION FROM THE TOP OF THE DISTRIBUTION BOARD TO THE CEILING. THE HAT SECTION IS TO BE OF THE SAME MATERIAL, COLOUR DEPTH AND WIDTH AS THE DISTRIBUTION BOARD.			B
DB-G		EXISTING DISTRIBUTION BOARD DB-G TO REMAIN. ANY EXISTING CIRCUITS THAT BECOME REDUNDANT DUE TO THE WORKS ARE TO BE REMOVED.			A
DB-T		EXISTING DISTRIBUTION BOARD DB-T TO REMAIN. ANY EXISTING CIRCUITS THAT BECOME REDUNDANT DUE TO THE WORKS ARE TO BE REMOVED.			A
DB-K		EXISTING DISTRIBUTION BOARD DB-K TO REMAIN. ANY EXISTING CIRCUITS THAT BECOME REDUNDANT DUE TO THE WORKS ARE TO BE REMOVED.			A
AC-2		EXISTING DISTRIBUTION BOARD AC-2 TO REMAIN. ANY EXISTING CIRCUITS THAT BECOME REDUNDANT DUE TO THE WORKS ARE TO BE REMOVED. PROVIDE A NEW MCB AS PER THE AC-2 - P1 CIRCUIT DESCRIPTION AND MISSING POLE FILLERS			A
AC-2-P1		PROVIDE CIRCUIT AC-2 - P1 AS A THREE PHASE 20 AMP RCBO PROTECTED 2.5MM CIRCUIT TO THE ROOF MOUNTED AIR CONDITIONING CONDENSOR ISOLATOR.			A
AC-3		EXISTING DISTRIBUTION BOARD AC-3 TO REMAIN. ANY EXISTING CIRCUITS THAT BECOME REDUNDANT DUE TO THE WORKS ARE TO BE REMOVED.			A



ELECTRICAL DESIGN GROUP

ELECTRICAL BUILDING SERVICES CONSULTANTS

P.O. Box 15, SHERWOOD Q. 4075

Phone: (07) 3278 4375 Fax: (07) 3716 0222

Web Site: www.edg.net.au Email: brisbane@edg.net.au

C3630a - JIMBOOMBA TAVERN

C3630a-0002(F).xls

ELECTRICAL EQUIPMENT SCHEDULE

REVISION F - 22 JANUARY 2026

THE LIGHT FITTING SUPPLIER CONTACT DETAILS MAY BE AVAILABLE ON THE EDG WEBSITE VIA THE FOLLOWING LINK
www.edg.net.au/Links/Lighting.htm

TYPE	LAMPS	DESCRIPTION	COLOUR / ACCESSORY	CATALOGUE No	REV
MDB		EXISTING HOTEL MAIN DISTRIBUTION BOARD TO REMAIN. PROVIDE A NEW MCCB TO SUPPLY DB-L AS PER THE NOTES.			A
DB-TAB		EXISTING DISTRIBUTION BOARD DB-Tab TO REMAIN. ANY EXISTING CIRCUITS THAT BECOME REDUNDANT DUE TO THE WORKS ARE TO BE REMOVED.			A
DB-CJB		GAMING DISTRIBUTION BOARD TO BE PROVIDED BY GAMING ELECTRICIAN			A